



















Elezioni Senato della Repubblica
Consultazione: Elezioni Politiche 2018
Comune di FANO
Collegio MARCHE - 01
Riepilogo voti alle Liste sezione per sezione
 Sezioni scrutinate: 67 Su 67 - DATI UFFICIOSI

Sezione																		Totale Voti Liste	Totale Voti Solo Candidato	Schede Bianche	Voti Non Validi	VCNAS	Votanti	
1 - SEZ. 1	4 (0.99%)	85 (20.99%)	17 (4.20%)	0 (0.00%)	0 (0.00%)	21 (5.19%)	0 (0.00%)	5 (1.23%)	1 (0.25%)	4 (0.99%)	6 (1.48%)	0 (0.00%)	106 (26.17%)	0 (0.00%)	59 (14.57%)	58 (14.32%)	1 (0.25%)	38 (9.38%)	405 (94.41%)	18 (4.20%)	3 (0.70%)	3 (0.70%)	0 (0.00%)	429 (71.14%)
2 - SEZ. 2	1 (0.32%)	75 (24.04%)	11 (3.53%)	0 (0.00%)	1 (0.32%)	13 (4.17%)	0 (0.00%)	2 (0.64%)	2 (0.64%)	2 (0.64%)	11 (3.53%)	1 (0.32%)	101 (32.37%)	0 (0.00%)	45 (14.42%)	39 (12.50%)	2 (0.64%)	6 (1.92%)	312 (93.69%)	11 (3.30%)	3 (0.90%)	7 (2.10%)	0 (0.00%)	333 (70.85%)
3 - SEZ. 3	0 (0.00%)	71 (18.30%)	11 (2.84%)	0 (0.00%)	3 (0.77%)	22 (5.67%)	0 (0.00%)	0 (0.00%)	2 (0.52%)	1 (0.26%)	7 (1.80%)	1 (0.26%)	113 (29.12%)	0 (0.00%)	79 (20.36%)	50 (12.89%)	5 (1.29%)	23 (5.93%)	388 (88.99%)	20 (4.59%)	6 (1.38%)	4 (0.92%)	18 (4.13%)	436 (75.43%)
4 - SEZ. 4	2 (0.64%)	69 (21.97%)	14 (4.46%)	3 (0.96%)	0 (0.00%)	6 (1.91%)	0 (0.00%)	2 (0.64%)	3 (0.96%)	1 (0.32%)	1 (0.32%)	1 (0.32%)	121 (38.54%)	0 (0.00%)	56 (17.83%)	23 (7.32%)	2 (0.64%)	10 (3.18%)	314 (93.18%)	18 (5.34%)	2 (0.59%)	3 (0.89%)	0 (0.00%)	337 (76.42%)
5 - SEZ. 5	2 (0.58%)	101 (29.53%)	6 (1.75%)	1 (0.29%)	2 (0.58%)	17 (4.97%)	0 (0.00%)	4 (1.17%)	4 (1.17%)	1 (0.29%)	6 (1.75%)	0 (0.00%)	110 (32.16%)	0 (0.00%)	43 (12.57%)	34 (9.94%)	2 (0.58%)	9 (2.63%)	342 (94.48%)	7 (1.93%)	3 (0.83%)	9 (2.49%)	1 (0.28%)	362 (75.42%)
6 - SEZ. 6	0 (0.00%)	85 (20.63%)	11 (2.67%)	1 (0.24%)	1 (0.24%)	20 (4.85%)	0 (0.00%)	4 (0.97%)	1 (0.24%)	2 (0.49%)	4 (0.97%)	1 (0.24%)	137 (33.25%)	1 (0.24%)	67 (16.26%)	56 (13.59%)	1 (0.24%)	20 (4.85%)	412 (93.42%)	18 (4.08%)	5 (1.13%)	6 (1.36%)	0 (0.00%)	441 (75.00%)
7 - SEZ. 7	0 (0.00%)	113 (20.93%)	12 (2.22%)	0 (0.00%)	6 (1.11%)	13 (2.41%)	0 (0.00%)	2 (0.37%)	6 (1.11%)	3 (0.56%)	2 (0.37%)	6 (1.11%)	219 (40.56%)	0 (0.00%)	80 (14.81%)	47 (8.70%)	3 (0.56%)	28 (5.19%)	540 (94.41%)	15 (2.62%)	4 (0.70%)	13 (2.27%)	0 (0.00%)	572 (73.90%)
8 - SEZ. 8	0 (0.00%)	96 (22.64%)	10 (2.36%)	1 (0.24%)	3 (0.71%)	17 (4.01%)	0 (0.00%)	2 (0.47%)	0 (0.00%)	3 (0.71%)	5 (1.18%)	1 (0.24%)	136 (32.08%)	0 (0.00%)	74 (17.45%)	61 (14.39%)	1 (0.24%)	14 (3.30%)	424 (91.77%)	24 (5.19%)	5 (1.08%)	9 (1.95%)	0 (0.00%)	462 (79.38%)
9 - SEZ. 9	5 (0.81%)	157 (25.45%)	31 (5.02%)	0 (0.00%)	9 (1.46%)	36 (5.83%)	0 (0.00%)	10 (1.62%)	1 (0.16%)	4 (0.65%)	4 (0.65%)	1 (0.16%)	152 (24.64%)	0 (0.00%)	98 (15.88%)	57 (9.24%)	6 (0.97%)	46 (7.46%)	617 (92.23%)	35 (5.23%)	6 (0.90%)	11 (1.64%)	0 (0.00%)	669 (73.44%)
10 - SEZ. 10	0 (0.00%)	140 (24.56%)	16 (2.81%)	0 (0.00%)	2 (0.35%)	27 (4.74%)	0 (0.00%)	1 (0.18%)	4 (0.70%)	5 (0.88%)	7 (1.23%)	0 (0.00%)	179 (31.40%)	0 (0.00%)	92 (16.14%)	62 (10.88%)	2 (0.35%)	33 (5.79%)	570 (93.44%)	25 (4.10%)	11 (1.80%)	4 (0.66%)	0 (0.00%)	610 (77.41%)
11 - SEZ. 11	5 (0.92%)	132 (24.18%)	28 (5.13%)	3 (0.55%)	5 (0.92%)	34 (6.23%)	0 (0.00%)	0 (0.00%)	3 (0.55%)	4 (0.73%)	7 (1.28%)	0 (0.00%)	153 (28.02%)	0 (0.00%)	77 (14.10%)	61 (11.17%)	5 (0.92%)	29 (5.31%)	546 (94.46%)	22 (3.81%)	3 (0.52%)	7 (1.21%)	0 (0.00%)	578 (76.56%)
12 - SEZ. 12	3 (0.99%)	73 (24.17%)	4 (1.32%)	1 (0.33%)	0 (0.00%)	7 (2.32%)	0 (0.00%)	3 (0.99%)	1 (0.33%)	3 (0.99%)	3 (0.99%)	2 (0.66%)	106 (35.10%)	0 (0.00%)	57 (18.87%)	25 (8.28%)	2 (0.66%)	12 (3.97%)	302 (97.73%)	3 (0.97%)	3 (0.97%)	1 (0.32%)	0 (0.00%)	309 (72.20%)
13 - SEZ. 13	2 (0.65%)	80 (25.81%)	11 (3.55%)	1 (0.32%)	3 (0.97%)	6 (1.94%)	1 (0.32%)	3 (0.97%)	0 (0.00%)	3 (0.97%)	3 (0.97%)	1 (0.32%)	95 (30.65%)	0 (0.00%)	51 (16.45%)	30 (9.68%)	0 (0.00%)	20 (6.45%)	310 (94.22%)	16 (4.86%)	0 (0.00%)	3 (0.91%)	0 (0.00%)	329 (79.28%)
14 - SEZ. 14	2 (0.29%)	143 (20.88%)	20 (2.92%)	3 (0.44%)	9 (1.31%)	20 (2.92%)	0 (0.00%)	5 (0.73%)	2 (0.29%)	1 (0.15%)	6 (0.88%)	1 (0.15%)	225 (32.85%)	0 (0.00%)	119 (17.37%)	87 (12.70%)	2 (0.29%)	40 (5.84%)	685 (96.61%)	12 (1.69%)	8 (1.13%)	4 (0.56%)	0 (0.00%)	709 (81.68%)
15 - SEZ. 15	2 (0.40%)	129 (25.49%)	17 (3.36%)	3 (0.59%)	7 (1.38%)	13 (2.57%)	0 (0.00%)	1 (0.20%)	3 (0.59%)	0 (0.00%)	6 (1.19%)	3 (0.59%)	193 (38.14%)	0 (0.00%)	72 (14.23%)	38 (7.51%)	2 (0.40%)	17 (3.36%)	506 (96.56%)	11 (2.10%)	5 (0.95%)	2 (0.38%)	0 (0.00%)	524 (80.12%)
16 - SEZ. 16	0 (0.00%)	54 (17.94%)	22 (7.31%)	3 (1.00%)	0 (0.00%)	11 (3.65%)	0 (0.00%)	1 (0.33%)	0 (0.00%)	1 (0.33%)	2 (0.66%)	0 (0.00%)	98 (32.56%)	0 (0.00%)	45 (14.95%)	37 (12.29%)	0 (0.00%)	27 (8.97%)	301 (94.95%)	13 (4.10%)	2 (0.63%)	1 (0.32%)	0 (0.00%)	317 (86.14%)
17 - SEZ. 17	5 (0.94%)	116 (21.76%)	12 (2.25%)	3 (0.56%)	10 (1.88%)	22 (4.13%)	0 (0.00%)	2 (0.38%)	1 (0.19%)	3 (0.56%)	4 (0.75%)	1 (0.19%)	192 (36.02%)	0 (0.00%)	79 (14.82%)	64 (12.01%)	3 (0.56%)	16 (3.00%)	533 (94.17%)	18 (3.18%)	5 (0.88%)	10 (1.77%)	0 (0.00%)	566 (78.39%)
18 - SEZ. 18	3 (0.53%)	133 (23.33%)	18 (3.16%)	1 (0.18%)	1 (0.18%)	22 (3.86%)	0 (0.00%)	5 (0.88%)	3 (0.53%)	9 (1.58%)	6 (1.05%)	1 (0.18%)	178 (31.23%)	1 (0.18%)	95 (16.67%)	62 (10.88%)	2 (0.35%)	30 (5.26%)	570 (94.84%)	16 (2.66%)	8 (1.33%)	7 (1.16%)	0 (0.00%)	601 (72.41%)
19 - SEZ. 19	0 (0.00%)	57 (17.27%)	12 (3.64%)	1 (0.30%)	3 (0.91%)	9 (2.73%)	0 (0.00%)	1 (0.30%)	1 (0.30%)	1 (0.30%)	2 (0.61%)	0 (0.00%)	123 (37.27%)	0 (0.00%)	67 (20.30%)	35 (10.61%)	3 (0.91%)	15 (4.55%)	330 (93.48%)	14 (3.97%)	5 (1.42%)	4 (1.13%)	0 (0.00%)	353 (73.39%)
20 - SEZ. 20	2 (0.67%)	78 (26.09%)	5 (1.67%)	1 (0.33%)	0 (0.00%)	8 (2.68%)	0 (0.00%)	0 (0.00%)	0 (0.00%)	3 (1.00%)	2 (0.67%)	0 (0.00%)	107 (35.79%)	0 (0.00%)	49 (16.39%)	33 (11.04%)	0 (0.00%)	11 (3.68%)	299 (93.73%)	11 (3.45%)	3 (0.94%)	6 (1.88%)	0 (0.00%)	319 (74.36%)
21 - SEZ. 21	2 (0.36%)	159 (28.70%)	10 (1.81%)	1 (0.18%)	7 (1.26%)	19 (3.43%)	1 (0.18%)	4 (0.72%)	3 (0.54%)	4 (0.72%)	2 (0.36%)	2 (0.36%)	191 (34.48%)	0 (0.00%)	79 (14.26%)	40 (7.22%)	2 (0.36%)	28 (5.05%)	554 (90.97%)	38 (6.24%)	4 (0.66%)	13 (2.13%)	0 (0.00%)	609 (81.09%)
22 - SEZ. 22	3 (0.85%)	94 (26.70%)	9 (2.56%)	1 (0.28%)	5 (1.42%)	13 (3.69%)	2 (0.57%)	4 (1.14%)	2 (0.57%)	4 (1.14%)	3 (0.85%)	0 (0.00%)	105 (29.83%)	0 (0.00%)	45 (12.78%)	35 (9.94%)	1 (0.28%)	26 (7.39%)	352 (94.37%)	13 (3.49%)	3 (0.80%)	5 (1.34%)	0 (0.00%)	373 (71.59%)
23 - SEZ. 23	1 (0.25%)	92 (23.41%)	11 (2.80%)	3 (0.76%)	2 (0.51%)	11 (2.80%)	1 (0.25%)	0 (0.00%)	2 (0.51%)	2 (0.51%)	1 (0.25%)	1 (0.25%)	122 (31.04%)	0 (0.00%)	56 (14.25%)	65 (16.54%)	5 (1.27%)	18 (4.58%)	393 (91.61%)	17 (3.96%)	9 (2.10%)	10 (2.33%)	0 (0.00%)	429 (71.26%)

Sezione																			Totale Voti Liste	Totale Voti Solo Candidato	Schede Bianche	Voti Non Validi	VCNAS	Votanti
24 - SEZ. 24	4 (0.74%)	161 (29.60%)	16 (2.94%)	1 (0.18%)	3 (0.55%)	21 (3.86%)	0 (0.00%)	4 (0.74%)	4 (0.74%)	1 (0.18%)	3 (0.55%)	2 (0.37%)	179 (32.90%)	0 (0.00%)	83 (15.26%)	46 (8.46%)	3 (0.55%)	13 (2.39%)	544 (96.11%)	7 (1.24%)	8 (1.41%)	7 (1.24%)	0 (0.00%)	566 (78.94%)
25 - SEZ. 25	0 (0.00%)	141 (22.67%)	17 (2.73%)	2 (0.32%)	5 (0.80%)	20 (3.22%)	1 (0.16%)	1 (0.16%)	7 (1.13%)	3 (0.48%)	2 (0.32%)	2 (0.32%)	226 (36.33%)	0 (0.00%)	95 (15.27%)	75 (12.06%)	1 (0.16%)	24 (3.86%)	622 (95.84%)	17 (2.62%)	8 (1.23%)	2 (0.31%)	0 (0.00%)	649 (78.48%)
26 - SEZ. 26	3 (0.57%)	121 (23.00%)	13 (2.47%)	1 (0.19%)	6 (1.14%)	19 (3.61%)	0 (0.00%)	5 (0.95%)	3 (0.57%)	2 (0.38%)	8 (1.52%)	0 (0.00%)	169 (32.13%)	0 (0.00%)	88 (16.73%)	55 (10.46%)	6 (1.14%)	27 (5.13%)	526 (95.81%)	12 (2.19%)	1 (0.18%)	10 (1.82%)	0 (0.00%)	549 (73.79%)
27 - SEZ. 27	1 (0.31%)	104 (31.90%)	12 (3.68%)	2 (0.61%)	2 (0.61%)	13 (3.99%)	0 (0.00%)	5 (1.53%)	2 (0.61%)	2 (0.61%)	4 (1.23%)	0 (0.00%)	97 (29.75%)	2 (0.61%)	35 (10.74%)	29 (8.90%)	1 (0.31%)	15 (4.60%)	326 (97.02%)	5 (1.49%)	5 (1.49%)	0 (0.00%)	0 (0.00%)	336 (82.56%)
28 - SEZ. 28	2 (0.33%)	135 (22.50%)	17 (2.83%)	0 (0.00%)	0 (0.00%)	11 (1.83%)	0 (0.00%)	4 (0.67%)	7 (1.17%)	3 (0.50%)	5 (0.83%)	0 (0.00%)	244 (40.67%)	0 (0.00%)	99 (16.50%)	54 (9.00%)	5 (0.83%)	14 (2.33%)	600 (90.50%)	42 (6.33%)	11 (1.66%)	10 (1.51%)	0 (0.00%)	663 (81.85%)
29 - SEZ. 29	3 (0.45%)	93 (14.09%)	9 (1.36%)	0 (0.00%)	4 (0.61%)	15 (2.27%)	0 (0.00%)	13 (1.97%)	3 (0.45%)	3 (0.45%)	7 (1.06%)	1 (0.15%)	275 (41.67%)	0 (0.00%)	122 (18.48%)	80 (12.12%)	6 (0.91%)	26 (3.94%)	660 (96.92%)	7 (1.03%)	1 (0.15%)	13 (1.91%)	0 (0.00%)	681 (76.43%)
30 - SEZ. 30	2 (0.50%)	89 (22.03%)	8 (1.98%)	0 (0.00%)	2 (0.50%)	7 (1.73%)	1 (0.25%)	11 (2.72%)	2 (0.50%)	6 (1.49%)	2 (0.50%)	0 (0.00%)	143 (35.40%)	0 (0.00%)	71 (17.57%)	47 (11.63%)	3 (0.74%)	10 (2.48%)	404 (95.73%)	5 (1.18%)	7 (1.66%)	6 (1.42%)	0 (0.00%)	422 (79.77%)
31 - SEZ. 31	2 (0.38%)	99 (18.64%)	16 (3.01%)	5 (0.94%)	5 (0.94%)	15 (2.82%)	1 (0.19%)	4 (0.75%)	3 (0.56%)	1 (0.19%)	6 (1.13%)	0 (0.00%)	188 (35.40%)	0 (0.00%)	95 (17.89%)	66 (12.43%)	3 (0.56%)	22 (4.14%)	531 (93.49%)	17 (2.99%)	5 (0.88%)	15 (2.64%)	0 (0.00%)	568 (78.56%)
32 - SEZ. 32	4 (0.55%)	163 (22.61%)	20 (2.77%)	2 (0.28%)	3 (0.42%)	29 (4.02%)	1 (0.14%)	3 (0.42%)	7 (0.97%)	1 (0.14%)	6 (0.83%)	1 (0.14%)	267 (37.03%)	0 (0.00%)	114 (15.81%)	64 (8.88%)	5 (0.69%)	31 (4.30%)	721 (96.65%)	13 (1.74%)	5 (0.67%)	7 (0.94%)	0 (0.00%)	746 (78.44%)
33 - SEZ. 33	1 (0.21%)	110 (23.35%)	6 (1.27%)	0 (0.00%)	2 (0.42%)	13 (2.76%)	0 (0.00%)	6 (1.27%)	3 (0.64%)	1 (0.21%)	1 (0.21%)	2 (0.42%)	186 (39.49%)	1 (0.21%)	68 (14.44%)	50 (10.62%)	2 (0.42%)	19 (4.03%)	471 (94.77%)	16 (3.22%)	5 (1.01%)	5 (1.01%)	0 (0.00%)	497 (77.90%)
34 - SEZ. 34	2 (0.70%)	55 (19.30%)	9 (3.16%)	0 (0.00%)	2 (0.70%)	4 (1.40%)	0 (0.00%)	5 (1.75%)	1 (0.35%)	0 (0.00%)	3 (1.05%)	1 (0.35%)	92 (32.28%)	0 (0.00%)	74 (25.96%)	25 (8.77%)	3 (1.05%)	9 (3.16%)	285 (91.94%)	12 (3.87%)	4 (1.29%)	9 (2.90%)	0 (0.00%)	310 (78.68%)
35 - SEZ. 35	4 (0.57%)	124 (17.66%)	7 (1.00%)	3 (0.43%)	6 (0.85%)	12 (1.71%)	0 (0.00%)	7 (1.00%)	5 (0.71%)	2 (0.28%)	2 (0.28%)	3 (0.43%)	284 (40.46%)	0 (0.00%)	136 (19.37%)	78 (11.11%)	5 (0.71%)	24 (3.42%)	702 (93.10%)	33 (4.38%)	8 (1.06%)	11 (1.46%)	0 (0.00%)	754 (67.02%)
36 - SEZ. 36	1 (0.24%)	111 (26.94%)	5 (1.21%)	0 (0.00%)	1 (0.24%)	7 (1.70%)	0 (0.00%)	5 (1.21%)	5 (1.21%)	1 (0.24%)	1 (0.24%)	3 (0.73%)	149 (36.17%)	2 (0.49%)	70 (16.99%)	32 (7.77%)	2 (0.49%)	17 (4.13%)	412 (93.64%)	17 (3.86%)	3 (0.68%)	8 (1.82%)	0 (0.00%)	440 (82.71%)
37 - SEZ. 37	2 (0.35%)	119 (20.73%)	3 (0.52%)	1 (0.17%)	1 (0.17%)	8 (1.39%)	0 (0.00%)	4 (0.70%)	4 (0.70%)	3 (0.52%)	0 (0.00%)	1 (0.17%)	209 (36.41%)	1 (0.17%)	123 (21.43%)	65 (11.32%)	2 (0.35%)	28 (4.88%)	574 (93.94%)	23 (3.76%)	6 (0.98%)	8 (1.31%)	0 (0.00%)	611 (82.46%)
38 - SEZ. 38	4 (0.61%)	142 (21.52%)	4 (0.61%)	1 (0.15%)	4 (0.61%)	11 (1.67%)	0 (0.00%)	4 (0.61%)	3 (0.45%)	2 (0.30%)	4 (0.61%)	3 (0.45%)	267 (40.45%)	1 (0.15%)	128 (19.39%)	52 (7.88%)	5 (0.76%)	25 (3.79%)	660 (95.51%)	20 (2.89%)	6 (0.87%)	5 (0.72%)	0 (0.00%)	691 (76.35%)
39 - SEZ. 39	2 (0.30%)	121 (18.17%)	11 (1.65%)	1 (0.15%)	3 (0.45%)	10 (1.50%)	0 (0.00%)	6 (0.90%)	4 (0.60%)	2 (0.30%)	1 (0.15%)	3 (0.45%)	263 (39.49%)	0 (0.00%)	147 (22.07%)	70 (10.51%)	1 (0.15%)	21 (3.15%)	666 (97.65%)	3 (0.44%)	8 (1.17%)	5 (0.73%)	0 (0.00%)	682 (75.69%)
40 - SEZ. 40	6 (0.76%)	140 (17.81%)	12 (1.53%)	0 (0.00%)	3 (0.38%)	13 (1.65%)	1 (0.13%)	7 (0.89%)	1 (0.13%)	6 (0.76%)	6 (0.76%)	4 (0.51%)	350 (44.53%)	0 (0.00%)	145 (18.45%)	64 (8.14%)	2 (0.25%)	26 (3.31%)	786 (93.35%)	36 (4.28%)	10 (1.19%)	10 (1.19%)	0 (0.00%)	842 (79.43%)
41 - SEZ. 41	1 (0.19%)	137 (25.51%)	12 (2.23%)	1 (0.19%)	2 (0.37%)	9 (1.68%)	1 (0.19%)	3 (0.56%)	4 (0.74%)	6 (1.12%)	6 (1.12%)	2 (0.37%)	173 (32.22%)	0 (0.00%)	96 (17.88%)	58 (10.80%)	0 (0.00%)	26 (4.84%)	537 (95.55%)	17 (3.02%)	5 (0.89%)	3 (0.53%)	0 (0.00%)	562 (73.66%)
42 - SEZ. 42	3 (1.56%)	39 (20.31%)	4 (2.08%)	0 (0.00%)	2 (1.04%)	4 (2.08%)	0 (0.00%)	5 (2.60%)	1 (0.52%)	2 (1.04%)	2 (1.04%)	1 (0.52%)	55 (28.65%)	0 (0.00%)	41 (21.35%)	24 (12.50%)	2 (1.04%)	7 (3.65%)	192 (93.66%)	8 (3.90%)	2 (0.98%)	3 (1.46%)	0 (0.00%)	205 (79.46%)
43 - SEZ. 43	2 (0.35%)	123 (21.50%)	9 (1.57%)	1 (0.17%)	0 (0.00%)	12 (2.10%)	1 (0.17%)	3 (0.52%)	2 (0.35%)	3 (0.52%)	4 (0.70%)	0 (0.00%)	226 (39.51%)	0 (0.00%)	85 (14.86%)	50 (8.74%)	6 (1.05%)	45 (7.87%)	572 (94.08%)	20 (3.29%)	5 (0.82%)	11 (1.81%)	0 (0.00%)	608 (80.42%)
44 - SEZ. 44	4 (0.70%)	121 (21.15%)	6 (1.05%)	0 (0.00%)	3 (0.52%)	25 (4.37%)	0 (0.00%)	3 (0.52%)	2 (0.35%)	3 (0.52%)	4 (0.70%)	2 (0.35%)	224 (39.16%)	0 (0.00%)	101 (17.66%)	48 (8.39%)	7 (1.22%)	19 (3.32%)	572 (91.52%)	36 (5.76%)	6 (0.96%)	11 (1.76%)	0 (0.00%)	625 (80.44%)
45 - SEZ. 45	2 (0.47%)	76 (17.72%)	3 (0.70%)	1 (0.23%)	4 (0.93%)	6 (1.40%)	0 (0.00%)	1 (0.23%)	4 (0.93%)	0 (0.00%)	5 (1.17%)	0 (0.00%)	184 (42.89%)	0 (0.00%)	95 (22.14%)	37 (8.62%)	1 (0.23%)	10 (2.33%)	429 (95.12%)	4 (0.89%)	7 (1.55%)	11 (2.44%)	0 (0.00%)	451 (77.62%)
46 - SEZ. 46	1 (0.17%)	104 (17.69%)	6 (1.02%)	2 (0.34%)	4 (0.68%)	12 (2.04%)	0 (0.00%)	5 (0.85%)	1 (0.17%)	3 (0.51%)	3 (0.51%)	1 (0.17%)	237 (40.31%)	1 (0.17%)	113 (19.22%)	69 (11.73%)	5 (0.85%)	21 (3.57%)	588 (94.53%)	20 (3.22%)	9 (1.45%)	5 (0.80%)	0 (0.00%)	622 (76.04%)

Sezione																		Totale Voti Liste	Totale Voti Solo Candidato	Schede Bianche	Voti Non Validi	VCNAS	Votanti	
47 - SEZ. 47	4 (0.78%)	123 (24.12%)	4 (0.78%)	2 (0.39%)	9 (1.76%)	9 (1.76%)	0 (0.00%)	0 (0.00%)	3 (0.59%)	3 (0.59%)	2 (0.39%)	2 (0.39%)	150 (29.41%)	0 (0.00%)	97 (19.02%)	85 (16.67%)	2 (0.39%)	15 (2.94%)	510 (94.10%)	12 (2.21%)	5 (0.92%)	15 (2.77%)	0 (0.00%)	542 (72.27%)
48 - SEZ. 48	6 (1.23%)	93 (19.02%)	3 (0.61%)	1 (0.20%)	5 (1.02%)	11 (2.25%)	0 (0.00%)	1 (0.20%)	2 (0.41%)	5 (1.02%)	0 (0.00%)	1 (0.20%)	214 (43.76%)	0 (0.00%)	101 (20.65%)	35 (7.16%)	0 (0.00%)	11 (2.25%)	489 (95.14%)	7 (1.36%)	3 (0.58%)	15 (2.92%)	0 (0.00%)	514 (75.48%)
49 - SEZ. 49	4 (0.78%)	132 (25.83%)	18 (3.52%)	2 (0.39%)	1 (0.20%)	20 (3.91%)	1 (0.20%)	3 (0.59%)	4 (0.78%)	3 (0.59%)	6 (1.17%)	5 (0.98%)	166 (32.49%)	0 (0.00%)	64 (12.52%)	58 (11.35%)	1 (0.20%)	23 (4.50%)	511 (95.51%)	10 (1.87%)	6 (1.12%)	8 (1.50%)	0 (0.00%)	535 (79.73%)
50 - SEZ. 50	0 (0.00%)	95 (25.75%)	10 (2.71%)	1 (0.27%)	0 (0.00%)	14 (3.79%)	0 (0.00%)	2 (0.54%)	2 (0.54%)	1 (0.27%)	3 (0.81%)	2 (0.54%)	118 (31.98%)	0 (0.00%)	64 (17.34%)	39 (10.57%)	1 (0.27%)	17 (4.61%)	369 (94.62%)	12 (3.08%)	5 (1.28%)	4 (1.03%)	0 (0.00%)	390 (80.25%)
51 - SEZ. 51	1 (0.19%)	136 (25.23%)	11 (2.04%)	2 (0.37%)	8 (1.48%)	26 (4.82%)	0 (0.00%)	5 (0.93%)	2 (0.37%)	3 (0.56%)	6 (1.11%)	2 (0.37%)	212 (39.33%)	0 (0.00%)	64 (11.87%)	45 (8.35%)	1 (0.19%)	15 (2.78%)	539 (97.29%)	1 (0.18%)	5 (0.90%)	9 (1.62%)	0 (0.00%)	554 (80.06%)
52 - SEZ. 52	1 (1.72%)	17 (29.31%)	1 (1.72%)	0 (0.00%)	1 (1.72%)	1 (1.72%)	0 (0.00%)	0 (0.00%)	0 (0.00%)	1 (1.72%)	1 (1.72%)	0 (0.00%)	20 (34.48%)	0 (0.00%)	7 (12.07%)	5 (8.62%)	1 (1.72%)	2 (3.45%)	58 (93.55%)	0 (0.00%)	3 (4.84%)	1 (1.61%)	0 (0.00%)	62 (0.00%)
53 - SEZ. 53	2 (0.31%)	178 (27.55%)	18 (2.79%)	2 (0.31%)	1 (0.15%)	17 (2.63%)	0 (0.00%)	5 (0.77%)	0 (0.00%)	5 (0.77%)	4 (0.62%)	1 (0.15%)	196 (30.34%)	1 (0.15%)	78 (12.07%)	102 (15.79%)	2 (0.31%)	34 (5.26%)	646 (92.55%)	42 (6.02%)	7 (1.00%)	3 (0.43%)	0 (0.00%)	698 (76.28%)
54 - SEZ. 54	3 (0.79%)	102 (26.70%)	12 (3.14%)	4 (1.05%)	1 (0.26%)	23 (6.02%)	0 (0.00%)	1 (0.26%)	1 (0.26%)	5 (1.31%)	2 (0.52%)	0 (0.00%)	130 (34.03%)	0 (0.00%)	37 (9.69%)	43 (11.26%)	1 (0.26%)	17 (4.45%)	382 (93.63%)	20 (4.90%)	3 (0.74%)	3 (0.74%)	0 (0.00%)	408 (79.53%)
55 - SEZ. 55	4 (0.70%)	151 (26.40%)	3 (0.52%)	1 (0.17%)	4 (0.70%)	7 (1.22%)	0 (0.00%)	4 (0.70%)	3 (0.52%)	2 (0.35%)	4 (0.70%)	0 (0.00%)	203 (35.49%)	0 (0.00%)	102 (17.83%)	62 (10.84%)	3 (0.52%)	19 (3.32%)	572 (92.56%)	27 (4.37%)	8 (1.29%)	11 (1.78%)	0 (0.00%)	618 (79.13%)
56 - SEZ. 56	0 (0.00%)	93 (23.02%)	11 (2.72%)	1 (0.25%)	7 (1.73%)	16 (3.96%)	0 (0.00%)	2 (0.50%)	3 (0.74%)	1 (0.25%)	7 (1.73%)	0 (0.00%)	130 (32.18%)	1 (0.25%)	54 (13.37%)	54 (13.37%)	0 (0.00%)	24 (5.94%)	404 (90.18%)	25 (5.58%)	5 (1.12%)	14 (3.13%)	0 (0.00%)	448 (72.14%)
57 - SEZ. 57	0 (0.00%)	122 (23.51%)	2 (0.39%)	2 (0.39%)	4 (0.77%)	9 (1.73%)	1 (0.19%)	1 (0.19%)	1 (0.19%)	5 (0.96%)	2 (0.39%)	0 (0.00%)	171 (32.95%)	0 (0.00%)	104 (20.04%)	76 (14.64%)	4 (0.77%)	15 (2.89%)	519 (94.19%)	16 (2.90%)	6 (1.09%)	10 (1.81%)	0 (0.00%)	551 (72.88%)
58 - SEZ. 58	1 (0.17%)	112 (19.41%)	15 (2.60%)	2 (0.35%)	4 (0.69%)	18 (3.12%)	0 (0.00%)	4 (0.69%)	1 (0.17%)	5 (0.87%)	4 (0.69%)	4 (0.69%)	216 (37.44%)	1 (0.17%)	105 (18.20%)	56 (9.71%)	4 (0.69%)	25 (4.33%)	577 (95.21%)	19 (3.14%)	3 (0.50%)	7 (1.16%)	0 (0.00%)	606 (81.12%)
59 - SEZ. 59	0 (0.00%)	79 (20.26%)	6 (1.54%)	0 (0.00%)	3 (0.77%)	9 (2.31%)	0 (0.00%)	0 (0.00%)	0 (0.00%)	1 (0.26%)	5 (1.28%)	1 (0.26%)	139 (35.64%)	0 (0.00%)	67 (17.18%)	58 (14.87%)	1 (0.26%)	21 (5.38%)	390 (94.89%)	15 (3.65%)	0 (0.00%)	6 (1.46%)	0 (0.00%)	411 (69.90%)
60 - SEZ. 60	2 (0.37%)	134 (24.72%)	9 (1.66%)	3 (0.55%)	1 (0.18%)	21 (3.87%)	1 (0.18%)	5 (0.92%)	6 (1.11%)	0 (0.00%)	4 (0.74%)	2 (0.37%)	199 (36.72%)	2 (0.37%)	72 (13.28%)	49 (9.04%)	2 (0.37%)	30 (5.54%)	542 (96.10%)	9 (1.60%)	5 (0.89%)	8 (1.42%)	0 (0.00%)	564 (76.11%)
61 - SEZ. 61	5 (0.95%)	117 (22.20%)	18 (3.42%)	0 (0.00%)	5 (0.95%)	21 (3.98%)	1 (0.19%)	1 (0.19%)	1 (0.19%)	0 (0.00%)	2 (0.38%)	1 (0.19%)	175 (33.21%)	0 (0.00%)	83 (15.75%)	70 (13.28%)	3 (0.57%)	24 (4.55%)	527 (95.30%)	19 (3.44%)	5 (0.90%)	2 (0.36%)	0 (0.00%)	553 (75.96%)
62 - SEZ. 62	3 (0.54%)	133 (23.79%)	10 (1.79%)	2 (0.36%)	4 (0.72%)	11 (1.97%)	1 (0.18%)	3 (0.54%)	1 (0.18%)	3 (0.54%)	3 (0.54%)	0 (0.00%)	200 (35.78%)	0 (0.00%)	106 (18.96%)	60 (10.73%)	2 (0.36%)	17 (3.04%)	559 (93.63%)	21 (3.52%)	6 (1.01%)	11 (1.84%)	0 (0.00%)	597 (76.25%)
63 - SEZ. 63	1 (0.23%)	139 (32.25%)	10 (2.32%)	3 (0.70%)	3 (0.70%)	18 (4.18%)	1 (0.23%)	5 (1.16%)	2 (0.46%)	0 (0.00%)	3 (0.70%)	0 (0.00%)	123 (28.54%)	0 (0.00%)	73 (16.94%)	40 (9.28%)	2 (0.46%)	8 (1.86%)	431 (96.85%)	9 (2.02%)	3 (0.67%)	2 (0.45%)	0 (0.00%)	445 (75.17%)
64 - SEZ. 64	1 (0.28%)	75 (21.07%)	8 (2.25%)	0 (0.00%)	4 (1.12%)	9 (2.53%)	1 (0.28%)	4 (1.12%)	3 (0.84%)	5 (1.40%)	0 (0.00%)	0 (0.00%)	148 (41.57%)	0 (0.00%)	63 (17.70%)	25 (7.02%)	1 (0.28%)	9 (2.53%)	356 (92.95%)	14 (3.66%)	5 (1.31%)	8 (2.09%)	0 (0.00%)	383 (75.10%)
65 - SEZ. 65	1 (0.24%)	103 (24.76%)	11 (2.64%)	1 (0.24%)	1 (0.24%)	21 (5.05%)	0 (0.00%)	2 (0.48%)	1 (0.24%)	1 (0.24%)	7 (1.68%)	3 (0.72%)	152 (36.54%)	0 (0.00%)	53 (12.74%)	37 (8.89%)	2 (0.48%)	20 (4.81%)	416 (92.65%)	18 (4.01%)	5 (1.11%)	10 (2.23%)	0 (0.00%)	449 (77.95%)
66 - SEZ. 66	1 (0.27%)	98 (26.49%)	15 (4.05%)	0 (0.00%)	3 (0.81%)	12 (3.24%)	0 (0.00%)	1 (0.27%)	3 (0.81%)	1 (0.27%)	3 (0.81%)	2 (0.54%)	121 (32.70%)	0 (0.00%)	53 (14.32%)	43 (11.62%)	1 (0.27%)	13 (3.51%)	370 (93.67%)	7 (1.77%)	10 (2.53%)	8 (2.03%)	0 (0.00%)	395 (80.78%)
67 - SEZ. 67	3 (0.69%)	112 (25.93%)	10 (2.31%)	0 (0.00%)	5 (1.16%)	9 (2.08%)	0 (0.00%)	1 (0.23%)	5 (1.16%)	3 (0.69%)	4 (0.93%)	0 (0.00%)	149 (34.49%)	0 (0.00%)	81 (18.75%)	35 (8.10%)	1 (0.23%)	14 (3.24%)	432 (97.08%)	4 (0.90%)	5 (1.12%)	4 (0.90%)	0 (0.00%)	445 (77.93%)
Tot.	143 (0.45%)	7304 (22.84%)	748 (2.34%)	84 (0.26%)	220 (0.69%)	985 (3.08%)	19 (0.06%)	225 (0.70%)	167 (0.52%)	173 (0.54%)	257 (0.80%)	82 (0.26%)	11281 (35.27%)	15 (0.05%)	5336 (16.68%)	3414 (10.67%)	163 (0.51%)	1368 (4.28%)	31984 (94.31%)	1092 (3.22%)	344 (1.01%)	476 (1.40%)	19 (0.06%)	33915 (76.94%)

I voti validi comprendono anche i voti contestati e provvisoriamente assegnati.

I voti validi NON comprendono i voti assegnati al solo candidato uninominale.

Sono considerati e stampati come votanti e elettori solo quelli delle sezioni scrutinate.

Le percentuali dei voti di lista sono calcolate sul totale dei voti di lista.